

## Report No. 19: Week ending 26 July 2020

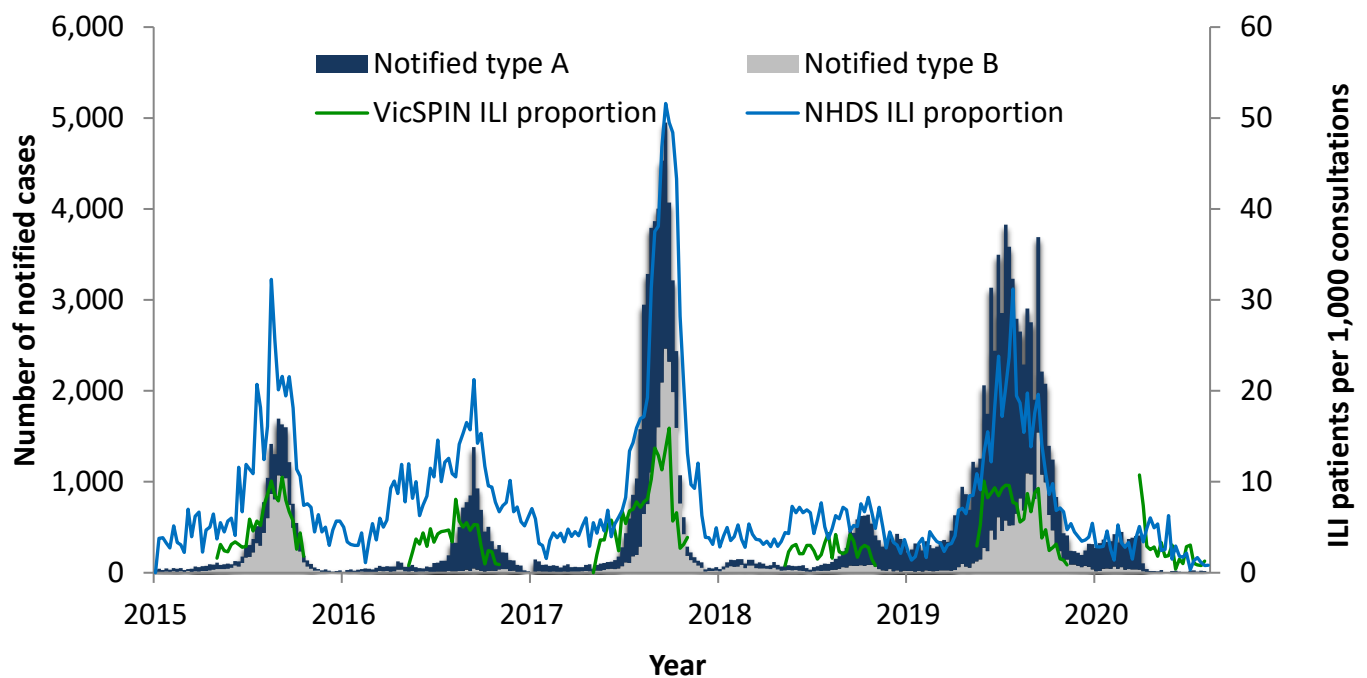
### Overview: The 2020 influenza season so far

Influenza-like illness (ILI) for the 19<sup>th</sup> reporting week is slightly higher than last week but remains **below the average activity threshold with 1.3 ILIs per 1000 patients seen**

The number of notified cases of laboratory confirmed influenza is **88% lower** than the number notified by the same time in 2019. The majority of notified cases over the season have been **type A (88.5%)**, and type A cases are older than type B cases.

**One swab** was received from VicSPIN this week, of which 0 (0%) were positive for influenza. No other viruses were detected.

*Figure 1. Routinely notified influenza cases, VicSPIN and National Home Doctor Service (NHDS) ILI consultation proportions, Victoria, 2015 – 2020*



### National Home Doctor Service (Victoria)

- The ILI proportion for this week is 0.8 ILI cases per 1,000 patients seen (Figure 1).
- ILI activity is similar to last week and remains **below** the average activity threshold range of 10-35 ILI cases per 1,000 patients seen.

### Victorian Sentinel Practice Influenza Network

- The ILI proportion measured by VicSPIN is slightly higher than last week but continues to be below the average activity level with 1.3 ILI cases per 1,000 patients seen. (Figures 1 & 2).
- One swab was received this week, of which 0 (0%) were positive for influenza. No other viruses were detected (Figure 3).

Table 1. Summary of reporting from general practice sentinel sites, week ending 26 July 2020

	Week	Year-to-date
Number (%) of general practitioners reporting	52 (100%)	
Total patients seen	4,732	85,045
Total patients with ILI	6	210
Consultation rate for ILI (per 1,000 patients)	1.3	2.5
Number of specimens received	1	124
Number (%) positive for influenza	0 (0%)	1 (0.8%)

Figure 2. VicSPIN ILI consultation proportions, Victoria, 2017, 2018, 2019 and 2020

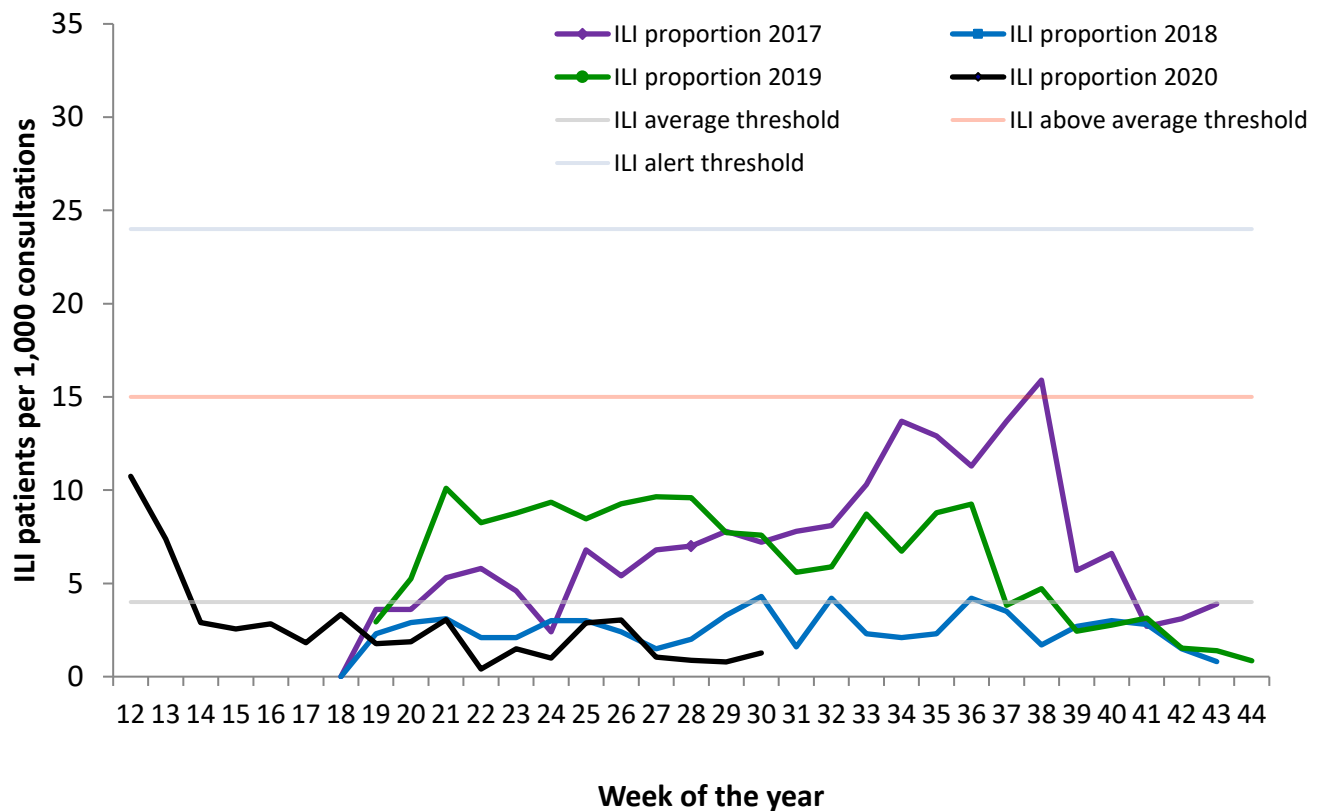
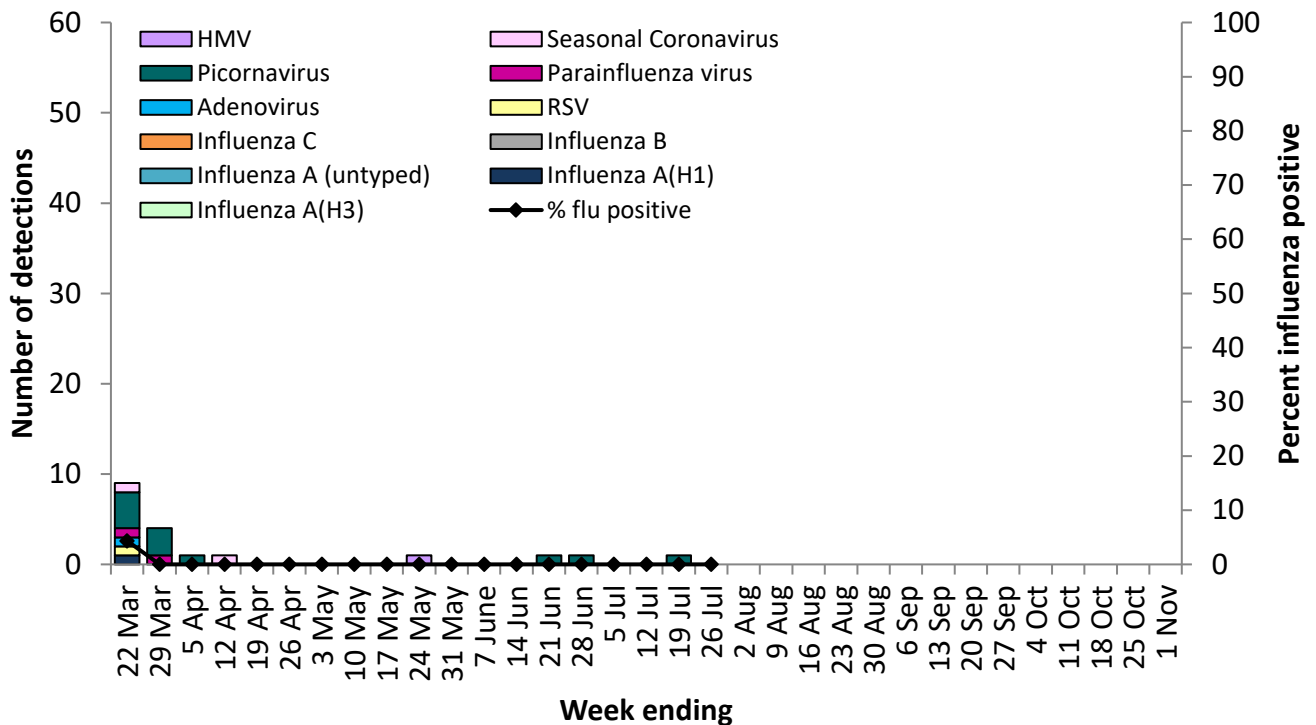


Figure 3. VicSPIN respiratory virus detections and percent influenza positive, Victoria, 2020



## Observations from other influenza surveillance systems

### Notified cases of laboratory confirmed influenza

- The number of notified cases of laboratory confirmed influenza is slightly lower than last week with 19 cases compared to 23 in the previous week. This number is subject to change as notification are processed.
- A total of 4,883 cases of laboratory confirmed influenza have been processed so far in 2020, an 88% decrease on the number notified by the same time in 2019 (Figure 1).
- Year to date, 88.5% of notified cases have been type A (14% of Type A cases are aged less than 10 years and 16% aged 65 years and over) and 11.5% have been type B (20% of Type B cases are aged less than 10 years and 7% aged 65 years and over). However, there has been a small shift in the ratio of type A to B, with 90% type A and 8% type B in the last four weeks.

### World Health Organization Collaborating Centre for Reference and Research on Influenza

- The strains included in the 2020 influenza vaccine are: A/Brisbane/02/2018 (H1N1)pdm09-like virus; A/South Australia/34/2019 (H3N2)-like virus and B/Washington/02/2019-like (B/Victoria lineage) and B/Phuket/3073/2013-like (B/Yamagata lineage) virus. All seasonal influenza vaccines available for use in Australia in 2020 are quadrivalent vaccines (QIV).
- A total of 91 Victorian isolates have been strain-typed by the WHO to date: 31 as A/Brisbane/02/2018-Like; 45 as A/Brisbane/02/2018-Low Reactor; 5 as A/South Australia/34/2019-Like; 3 as A/South Australia/34/2019-Low Reactor; and 7 as B/Washington/02/2019-Like.
- No isolates have shown resistance to zanamivir but two isolates have shown resistance to oseltamivir, among the 314 Australian isolates tested so far in 2020.