

## Report No. 10: Week ending 24 May 2020

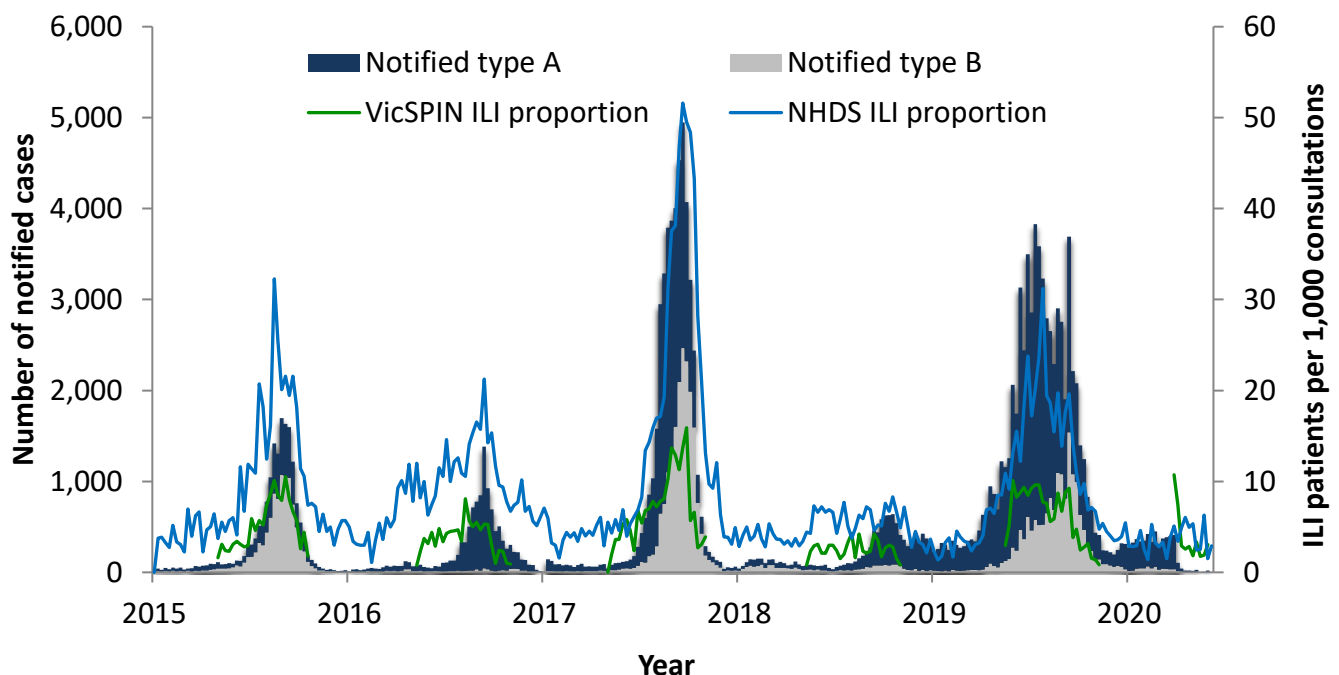
### Overview: The 2020 influenza season so far

Influenza-like illness (ILI) for the tenth reporting week remains **below the average** activity threshold with **3.1 ILIs per 1000 patients seen**.

The number of notified cases of laboratory confirmed influenza is **0.4 times** the number notified by the same time in 2019. The majority of notified cases over the season have been **type A (88.5%)**, and type A cases are older than type B cases.

**Seven swabs** were received from VicSPIN this week, of which **0% (0 swabs)** were positive for influenza. Human metapneumovirus was detected in one swab.

*Figure 1. Routinely notified influenza cases and VicSPIN and National Home Doctor Service (NHDS) ILI consultation proportions, Victoria, 2015 – 2020*



### National Home Doctor Service (Victoria)

- The ILI proportion for this week is 2.93 ILI cases per 1,000 patients seen (Figure 1).
- ILI activity has increased slightly since last week but remains **below** the average activity threshold range of 10-35 ILI cases per 1,000 patients seen.

**Victorian Sentinel Practice Influenza Network**

- The ILI proportion measured by VicSPIN is slightly higher than last week but continues to be below the average activity level with 3.1 ILI cases per 1,000 patients seen. (Figures 1 & 2).
- Seven swabs were received this week, of which 0 (0%) were positive for influenza. Human metapneumovirus was detected in one swab (Figure 3).

*Table 1. Summary of reporting from general practice sentinel sites, week ending 24 May 2020*

	Week	Year-to-date
Number (%) of general practitioners reporting	53 (100%)	
Total patients seen	4576	42,043
Total patients with ILI	14	148
Consultation rate for ILI (per 1,000 patients)	3.1	3.5
Number of specimens received	7	111
Number (%) positive for influenza	0 (0%)	1 (0.9%)

*Figure 2. VicSPIN ILI consultation proportions, Victoria, 2017, 2018, 2019 and 2020*

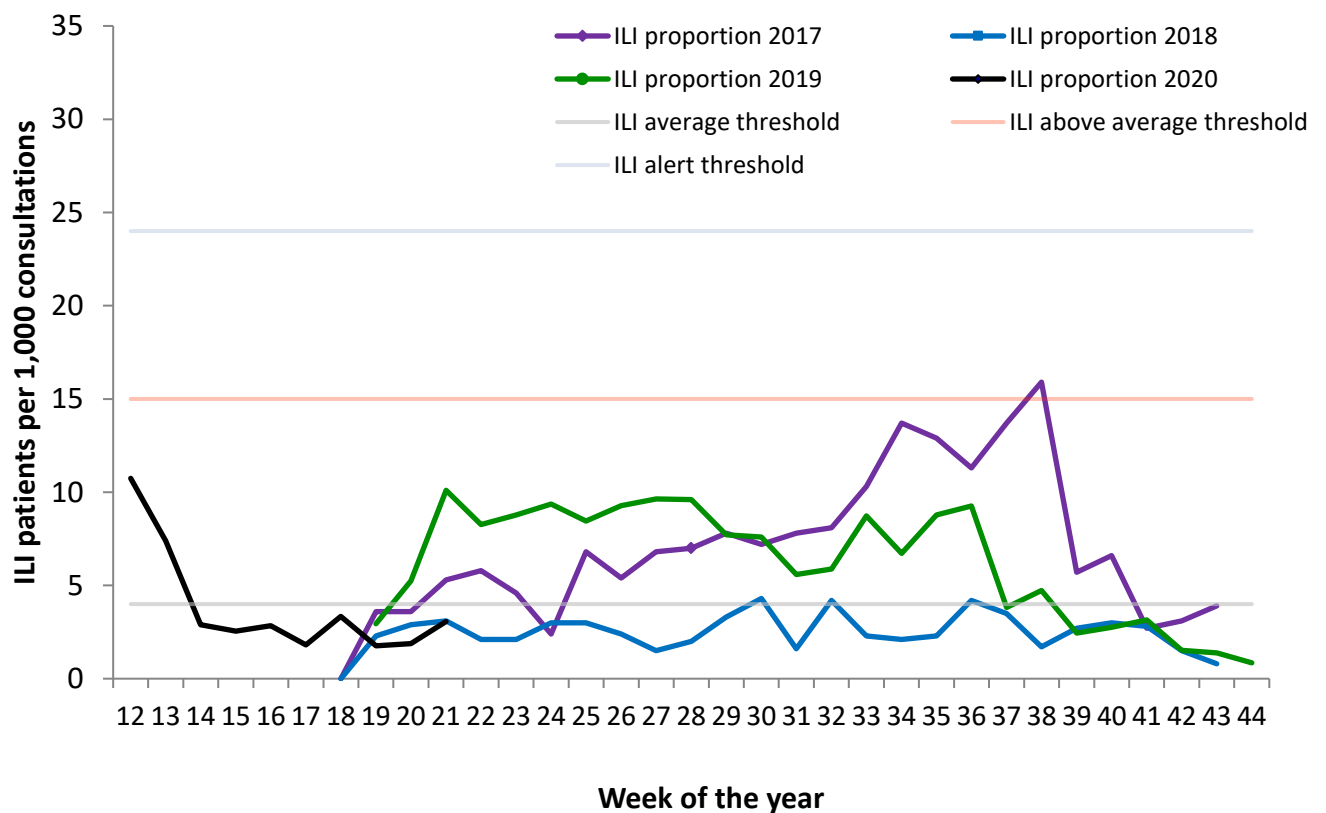
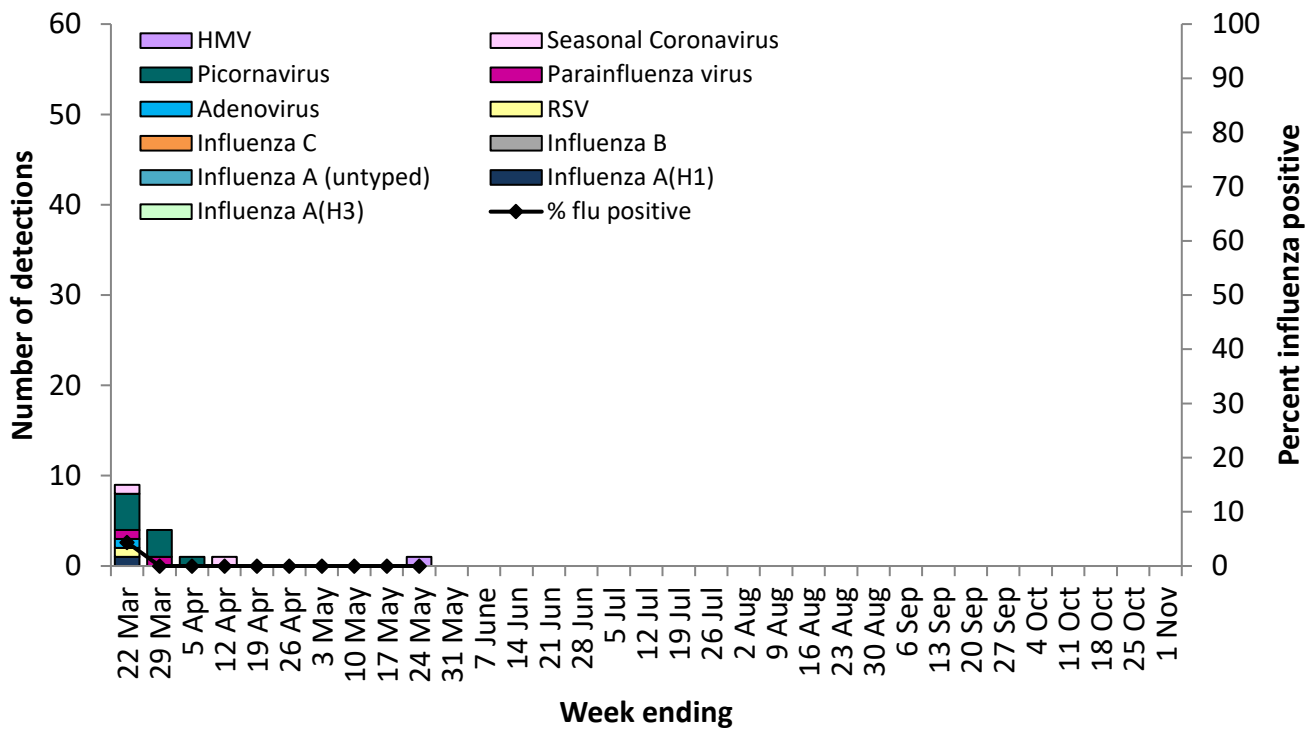


Figure 3. VicSPIN respiratory virus detections and percent influenza positive, Victoria, 2020



## Observations from other influenza surveillance systems

### Notified cases of laboratory confirmed influenza

- A total of 4,728 cases of laboratory confirmed influenza have been processed so far in 2020, only 0.4 times the number notified by the same time in 2019 (Figure 1). This number is subject to change as notifications are processed and entered.
- Year to date, 88.5% of notified cases have been type A (14% aged less than 10 years and 16% aged 65 years and over) and 11.5% have been type B (20% aged less than 10 years and 6% aged 65 years and over). However, there has been a small shift in the ratio of type A to B, with 91% type A and 9% type B in the last 4 weeks.

### World Health Organization Collaborating Centre for Reference and Research on Influenza

- The strains included in the 2020 influenza vaccine are: A/Brisbane/02/2018 (H1N1)pdm09-like virus; A/South Australia/34/2019 (H3N2)-like virus and B/Washington/02/2019-like (B/Victoria lineage) virus with the quadrivalent vaccine including B/Phuket/3073/2013-like (B/Yamagata lineage) virus.
- A total of 48 Victorian isolates have been strain-typed by the WHO to date: 23 as A/Brisbane/02/2018-Like; 13 as A/Brisbane/02/2018-Low Reactor; 4 as A/South Australia/34/2019-Like; 3 as A/South Australia/34/2019-Low Reactor; and 5 as B/Washington/02/2019-Like.
- No isolates have shown resistance to zanamivir but two isolates have shown resistance to oseltamivir, among the 198 Australian isolates tested so far in 2020.