

## Report No. 5: Week ending 9 June 2019

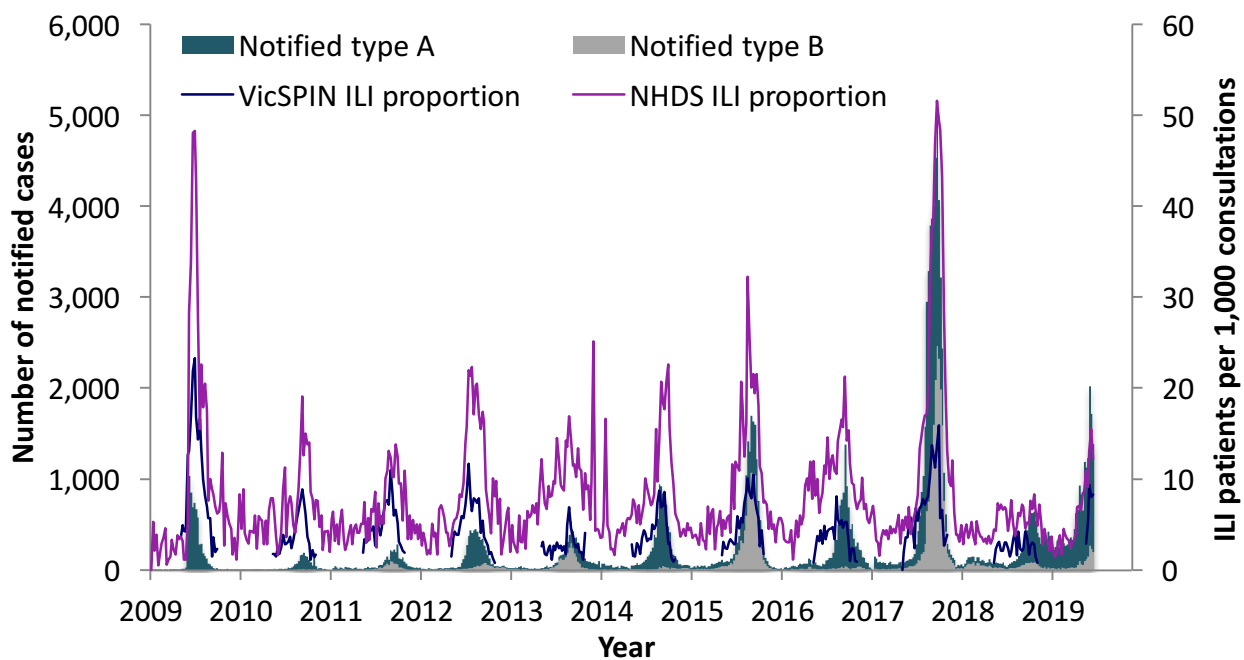
### Overview: The 2019 influenza season so far

Influenza-like illness activity remains within the **average** threshold, early in the season.

The number of **notified cases of laboratory confirmed influenza is now almost seven times higher than at the same time in 2018**. The majority of notified cases are **type A (86%)**, and type A cases are **older than notified type B** cases; 31% of type B cases are aged less than 10 years compared to 19% of type A cases, and 17% of type A cases are aged 65 years and older compared to 5% of type B cases.

**Thirty-three swabs were received** from VicSPIN this week, of which **27% were positive for influenza**.

*Figure 1. Routinely notified influenza cases and VicSPIN and National Home Doctor Service (NHDS) ILI consultation proportions, Victoria, 2007-2019*



### National Home Doctor Service (Victoria)

- The ILI proportion for the week increased from 12.2 the previous week to 16.7 ILI cases per 1,000 patients seen (Figure 1).
- ILI activity remains within the average activity threshold range of 10-35 ILI cases per 1,000 patients seen.

### Victorian Sentinel Practice Influenza Network

- The total influenza-like illness (ILI) proportion measured by VicSPIN remains essentially unchanged and is within average activity level, with 8.3 ILI cases per 1,000 patients seen this week. (Figures 1 & 2).
- Thirty-three swabs were received this week, of which 9 (27%) were positive for influenza (three of A(H3); six A (untyped)). Picornavirus virus was detected from 8 swabs and RSV from 5 swabs (Figure 3).

Table 1. Summary of reporting from general practice sentinel sites, week ending 9 June 2019

	Week	Year-to-date
Number (%) of general practitioners reporting	85 (98%)	
Total patients seen	6,725	34,091
Total patients with ILI	56	229
Consultation rate for ILI (per 1,000 patients)	8.3	6.7
Number of specimens received	33	178
Number (%) positive for influenza	9 (27%)	52 (29%)

Figure 2. VicSPIN ILI consultation proportions, Victoria, 2019

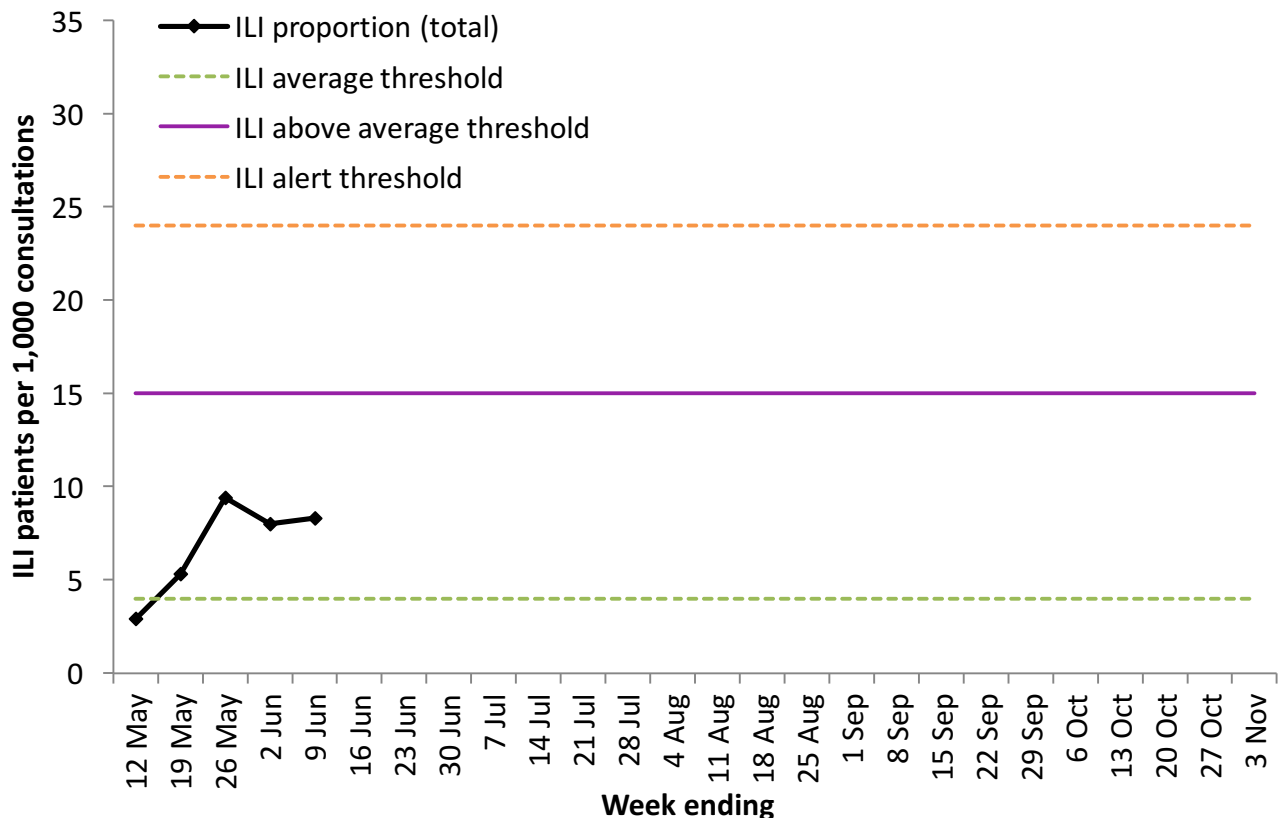
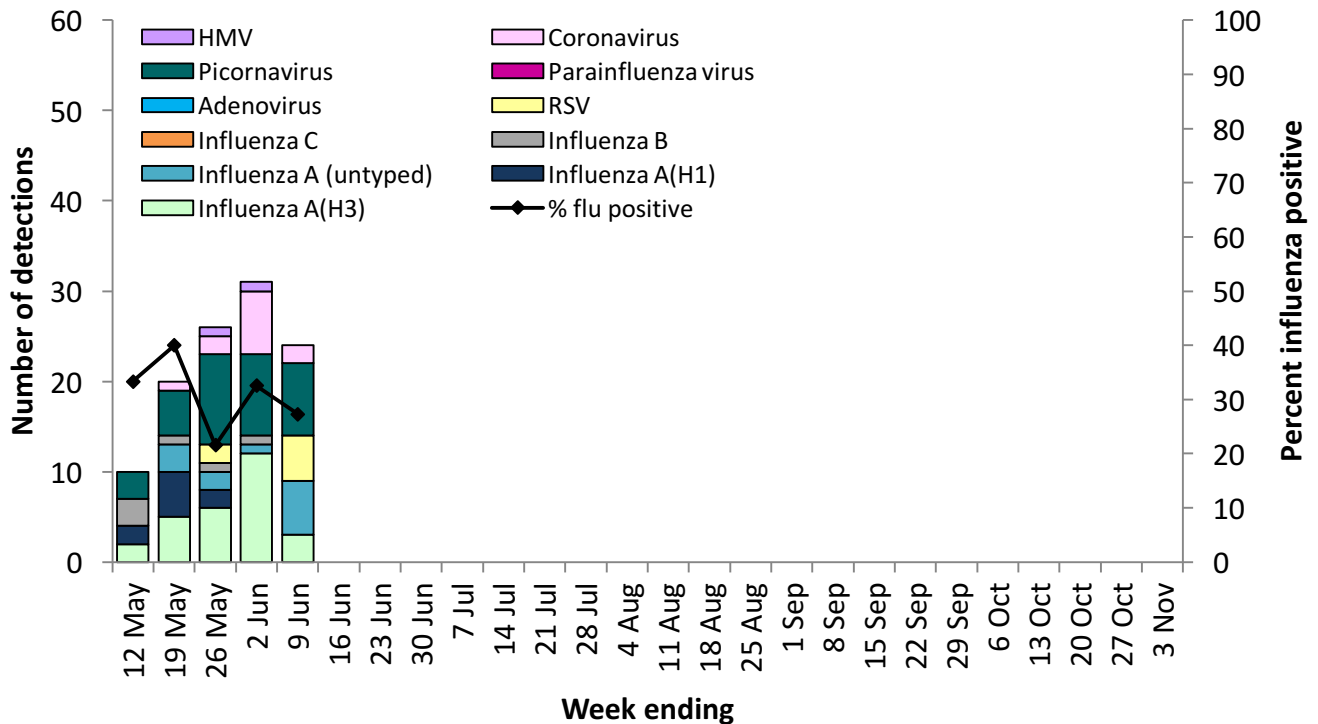


Figure 3. VicSPIN respiratory virus detections and percent influenza positive, Victoria, 2019



## Observations from other influenza surveillance systems

### Notified cases of laboratory confirmed influenza

- The number of notified cases of laboratory confirmed influenza appears lower than last week, at 1,387 cases compared with 1,721 cases in the previous week, however this number is subject to change as notifications are processed and entered.
- A total of 16,223 cases of laboratory confirmed influenza have been processed so far in 2019, almost seven times the 2,433 cases notified at the same time in 2018 (Figure 1).
- Year to date, 86% of notified cases have been type A (19% aged less than 10 years and 17% aged 65 years and over) and 14% have been type B (31% aged less than 10 years and 5% aged 65 years and over).

### World Health Organization Collaborating Centre for Reference and Research on Influenza

- The strains included in the 2019 quadrivalent influenza vaccine are: A/Michigan/45/2015-Like (H1N1)pdm09 virus; A/Switzerland/8060/2017-like (H3N2) virus; B/Colorado/06/2017-like virus with the quadrivalent vaccine including B/Phuket/3073/2013-like virus as well.
- Ninety-five Victorian isolates have been strain-typed by the WHO to date: 53 as A/Michigan/45/2015-Like; one as A/Michigan/45/2015-Low Reactor; 27 as A/Switzerland/8060/2017-Like; 10 as A/Switzerland/8060/2017-Low Reactor; two as B/Colorado/6/2017-Like; one as B/Colorado/6/2017-Low Reactor; and one as B/Phuket/3073/2013-Like.
- No isolate has shown resistance to oseltamivir or zanamivir, among the 827 Australian isolates tested so far in 2019.